



Measurement
technology

METPOINT® CID

The leakage management system



METPOINT® CID:

Precisely find, document and eliminate
leaks in a structured manner.



With the leak management system **METPOINT® CID** for efficient use of compressed air

Leaks in your production installation cause unintentional loss of compressed air, which leads to higher energy consumption and thus increasing energy costs and CO₂ emissions. The new leak management system **METPOINT® CID** locates leaks in your production, quantifies the loss even during the leak detection and subsequently enables clear sorting and filing of the recorded data by means of the included software. This provides an optimal preparation for the elimination of the leakages.


Flexible applicability

The attachment of the locator can be flexibly changed to ensure the detection of the smallest leaks in near or distant pipes. The leakage is visually displayed on the **colour touch display**. In addition, the leakages can be perceived via acoustic signals with the help of the **headphones**. Since ambient noise is suppressed, **problem-free use during working hours** is ensured. In addition, there is a battery life of up to **9 hours of continuous operation**.



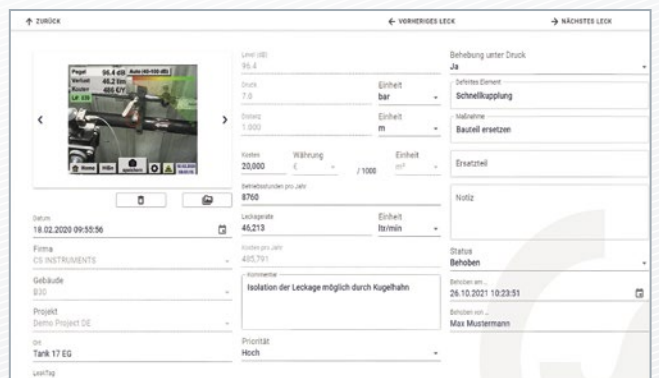
Quantification of compressed air losses

The leak detector measures the loss of compressed air by ultrasonically locating the leak and **quantifies the financial savings potential** in case of repair. A laser distance measurement guarantees a **reliable cost calculation** despite the distance to the leakage. The leakage location and the calculated data are stored in the locator via screen recording.



Effortless follow-up

The **software** simplifies the follow-up process and ensures **clear management** of the recorded leakages. After importing the leakage recordings to a PC, **automated reports** are created with just a few clicks. **Data can then be added** and a **structured order** of the reports can be made.



The advantages of the METPOINT® CID at a glance



Extensive product range

The METPOINT® CID includes the search device with carrying strap and two different attachments, headphones, a spiral cable for connecting external attachments, leak tags, the software and a power supply unit. The scope is delivered in a robust carrying case.



Mark leakages on site

To ensure that the leakage, which is not visible to the eye, can be found again immediately after locating it, a **leakage tag** can be attached to the leakage. **Important details** such as the name of the inspector, the defective element and the priority are noted on this tag.



Purchase and use directly

The sequence of steps is **self-explanatory**, which enables use immediately after purchase. The **display** of the leak detector has a **high resolution** and a **touch function**. This benefits the easy handling.



Uncomplicated data transmission

By transferring data via USB stick, the recordings, which are temporarily stored in the search unit, can be easily imported onto a computer for post-processing in the **included software**.



Use flexibly

The **attachment** of the locator can be **changed flexibly** depending on the conditions of the compressed air system and the search radius. This ensures **exact location** despite varying distances to the compressed air installation.



Add important data

In the software, the **information** on the leakages, such as spare parts, which have already been entered during the search, can be **changed and supplemented** as required.



Locate compressed air loss acoustically

With the help of the headphones, leaks can also be perceived acoustically. This makes it possible to **take your eyes off the display** during the search. The headphones also provide **hearing protection**.



Storing data clearly

The data can be assigned to different buildings and projects and then **sorted and filtered as desired**. The **priority and status** of the leakage can also be noted here.



Precisely determine compressed air loss

Despite the distance to the leakage, the compressed air loss is quantified by **laser distance measurement** with the aid of the laser pointer and the **savings potential** is precisely **calculated**.



Create automated reports

Finally, a **report is created according to DIN 50001** that contains all important information. Master data and details on the individual leakages are listed here.

The functionalities of the leak detector METPOINT® CID

Due to friction of the gas molecules, leaks generate noises that are not audible to the human ear. With the leak detector, these noises can be captured and acoustically located by the user via the **headphones**. In addition, the proximity to

the leakage is shown on the **display**. By pressing the **release button**, the attachment is changed according to the conditions of the compressed air system.



Find and quantify leaks

Before use, data such as the system pressure, the compressed air costs and the annual operating hours must be entered in the configuration menu, which is accessed via the home button. The desired **language setting** and **units** can also be specified here. In this way, compressed air loss and savings potential are calculated on a company-specific basis. Once the locator has found a leak, the position and size of the leak are visually displayed on the screen. It also measures the intensity of the leakage and automatically calculates the loss and the resulting costs. To preserve the data, a **screen recording** is triggered via „Save“. While still on site, details of the **location** or the **cause of the leakage** as well as possible **spare parts** can be entered in the search device.



Leakage Manage simply



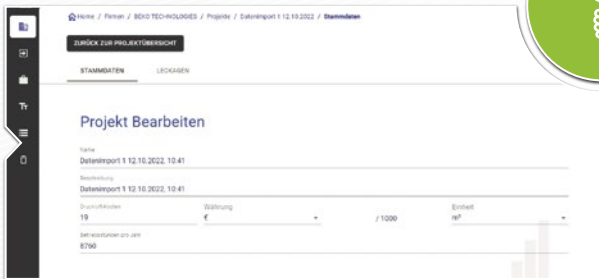
Data import

After all leakages have been located and temporarily stored in the **METPOINT® CID**, the data is imported to a computer via a USB stick.



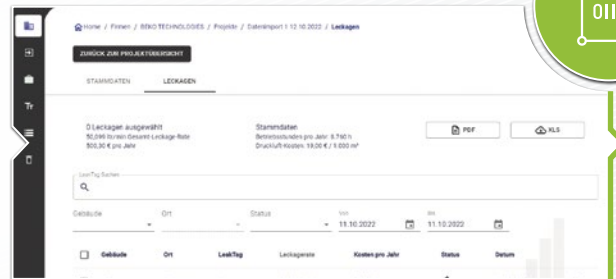
Assignment of the recordings

The software assigns the recordings to the company whose master data has already been recorded or needs to be newly created. The recordings can then be flexibly filed and filtered according to **buildings** and **projects**.



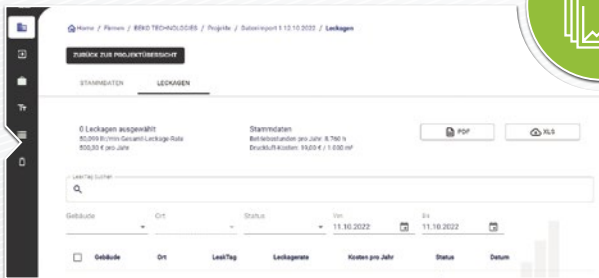
Data correction

Pre-settings, such as the **location** or **parameters** entered during the search in the leak detector, can be changed as desired.



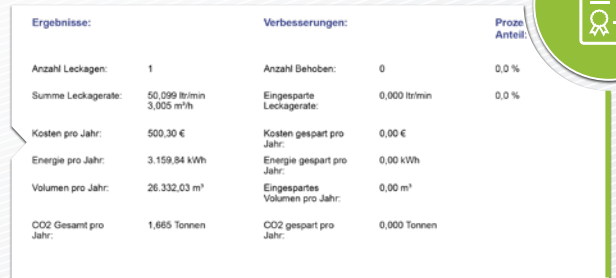
Data supplement

Information that has not yet been recorded during the search can now be added.



Structured follow-up

The **urgency** of the leakage repair can also be noted. As soon as the repair has taken place, the **status** of the leakage can be changed in the software.



Reporting according to DIN 50001

Finally, a report is created on which information such as **project master data** and **summarised results** of the leakage search can be found. There is also a detailed list of the individual leakages.

Full flexibility depending on circumstances



Bell


For medium distances, the bell is used. The distance to the compressed air system is **0.2 to 6 metres**. When using the sonic funnel, a **laser pointer** can be activated, which offers a precise estimate of the compressed air loss by means of laser distance measurement. The funnel shape also allows the ultrasonic waves of distant leaks to be focused. The sonic funnel is used most frequently.

Directional tube

In the case of pipes that are spatially close to each other, the straightening tube with straightening tip is used. The straightening tube is used when the compressed air system can be inspected at close range with the leak detector. With the help of its small opening area, precise location is possible. Accordingly, the smallest leaks can be located with pinpoint accuracy.



The upgrade option for long distances



Parabolic mirror

The parabolic mirror makes it possible to locate a leak despite a distance to the compressed air system of **3 to 15 metres**. The ultrasonic waves emitted by the leakage can be precisely located by means of an integrated **aiming laser** as well as an ultrasonic microphone. The parabolic mirror is stored in a **robust transport case**.

Did you know how high the loss of compressed air due to a leak can be?

The amount of compressed air loss depends on the pressure of the compressed air system, the size of the leakage and the annual operating costs. The table below will give you insight into how much **compressed air loss (l/min)** can be caused by a leakage.

Pressure (bar)	Leakage diameter (mm)					
	0.5	0.7	1	1.3	1.5	2
4	2.1	4.3	8.4	18.7	39.9	58.6
5	2.6	5.3	10.7	23.3	37	71
6	3.2	6.5	12.3	29	54.1	84
7	3.7	7.9	14.3	34.8	51.9	98.7
8	4.2	8.8	15.6	40	56.2	101

Energy-efficient use of compressed air is the goal of every company. The easiest way to optimise compressed air consumption and thus reduce energy costs is to fix leaks in the compressed air network. The leak management system **METPOINT® CID** helps you to find leaks and enables an optimal follow-up in an efficient way due to the structured organisation of the stored recordings.



With our practical video we show you how easy it is to use the **METPOINT® CID**.



Do **you** have questions about compressed air preparation or the right measurement technology?

As experts for the entire compressed air treatment, we at **BEKO TECHNOLOGIES** are very familiar with condensate technology, filters, all types of dryers, oil-free components, process technology and, of course, measurement technology.

And we not only have the right products as well as decades of experience, but we also understand the interrelationships and interactions between the components, which enables us to provide you with the best possible advice.

We are looking forward to hearing from you and to showing you the right solution for your compressed air system.

This is **BEKO TECHNOLOGIES**:

- › Established in 1982 by Berthold Koch
- › Independent, family-owned company
- › Head office based in Neuss, Germany
- › Operates production plants in Germany, the USA, India and China
- › Global sales network
- › Committed to the highest quality standards
- › certified according to EN ISO 9001:2015

BEKO TECHNOLOGIES GMBH
Im Taubental 7 | D-41468 Neuss

Tel. +49 21 31 988-10 00
marketing@beko-technologies.com
www.beko-technologies.com

