



Filtration | CLEARPOINT® high pressure filter

CLEARPOINT® high pressure filter 100 to 500 bar: Designed for harsh conditions

As the pressure increases, the requirements for the utilised devices also increase. With a particularly robust housing and higher temperature resistance of up to 120 °C. The CLEARPOINT® high pressure filter provides numerous technical and economical advantages for reliable separation of solid material contamination, aerosols, oil vapours and odours.

Quality in every detail

The housing, filter element caps and support cylinder of our high pressure filter are produced from stainless steel – for good reasons: This enables us to prevent corrosion and guarantee a very long service life. CLEARPOINT® high pressure filters are available for pressure stages 100, 350 and 500 bar, optional with manual drain off and differential manometer.

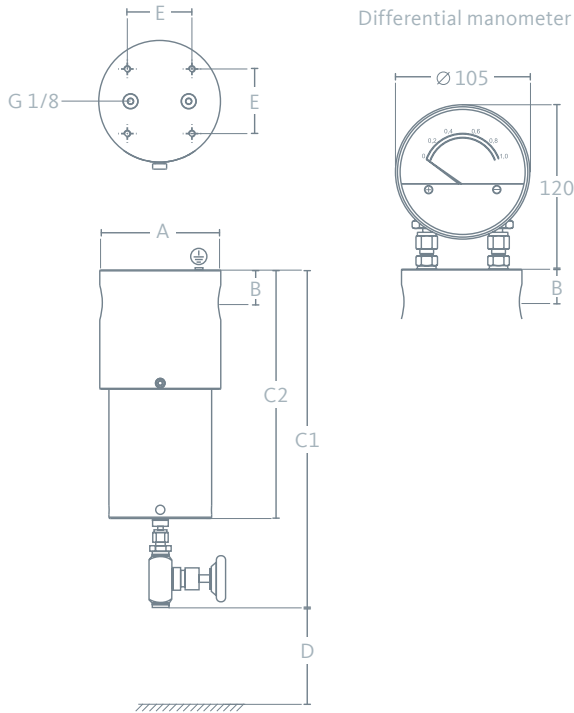
The right solution for every requirement

The CLEARPOINT® high pressure filters for 100 to 500 bar are available in various degrees of filtration

Degree of filtration	Particle size
Coarse filter CLEARPOINT® C	25 µm
Universal filter CLEARPOINT® G	5 µm
Fine filter CLEARPOINT® F	1 µm
Super fine filter CLEARPOINT® S	0,01 µm
Activated carbon filter CLEARPOINT® A/V	Oil vapour, odours

- › Performance spectrum from 40 to 4,020 m³/h
- › All metallic components are made of stainless steel as standard
- › Determination of the economic element exchange by means of optional differential manometer
- › Element exchange also with confined spatial conditions
- › Protection of the housing screw connection via clamping screw
- › Simple filter element exchange by utilising a hook wrench
- › Comprehensive, complete documentation for traceability

CLEARPOINT® high pressure filter 100 to 500 bar:



- › Type-dependent removal of large quantities of solid particles, aerosols, oil vapour and odours
- › Housing stainless steel 1.4301
- › Permissible operating temperature: generally max. + 120 °C (HP350S075 and HP350M010 max. + 60 °C)
- › Design with differential manometer ** ** max. + 80 °C
- › Maximum operating pressure: 100, 350, 500 bar [g]
- › HP filter with manual drain for natural gas (CNG without differential manometer) on request

Model	C	G	F	S	A
Element (Grade)	X25	X5	X1	XA	AC
Particle (µm)	25	5	1	0.01	
Residual oil aerosol content at + 20 °C (mg/m³)	5	1	0.1	0.01	-
Residual oil vapour content (mg/m³) at + 20°C; 1 bar [g]	-	-	-	-	0.003
Max. operating temperature (°C)	+ 60	+ 60	+ 60	+ 40	+ 25
Initial pressure drop dry (bar [g])	0.03	0.04	0.04	0.08	0.04
Economic element replacement (bar [g])	0.4	0.4	0.4	0.4	-

CLEARPOINT® 100	HP100S040	HP100S045	HP100S050	HP100S055	HP100S075	HP100M010	HP100M015	HP100M020
Connection (inches)	3/8	3/8	1/2	1/2	3/4	1	1 1/2	2
Volume flow rate* (m³/h)	40	100	270	460	680	1200	1700	3400
Max. operating pressure (bar [g])	100	100	100	100	100	100	100	100
Dimensions								
A (mm)	60	79	78	78	114	114	174	174
B (mm)	16.5	20.5	23	23	29.5	29.5	50	50
C1 (mm)	217	240	314	364	370	520	581	884
C2 (mm)	117	140	214	264	270	420	481	784
D (mm)	100	100	100	100	150	150	200	200
E (mm)	24.8	35.4	40	40	60	60	100	100
Volume (l)	0.04	0.11	0.38	0.49	1.2	1.96	3.3	5.75
Weight (kg)	2	4.5	4	5.5	10.5	13.7	34	42
Category according to PED 2014/68/EU Fluid group 2	-	-	-	-	I	I	II	II

Standard NPT, other threads on request.

* At a deviating operating pressure please multiply the indicated volume flow at 100 bar [g] by the corresponding correction factor of the actual operating pressure.

** No available for all HP ... S030 and for HP100S040.

CLEARPOINT® 350	HP350S030	HP350S040	HP350S045	HP350S050	HP350S075	HP350M010	HP350M012	HP350M015
Connection (inches)	1/4	3/8	3/8	1/2	3/4	1	1	1 1/2
Volume flow rate* (m³/h)	52	130	351	598	884	1560	2210	4420
Max. operating pressure (bar [g])	350	350	350	350	350	350	350	350
Dimensions								
A (mm)	60	79	88	88	139	139	169	169
B (mm)	16.5	20.5	23	23	37.5	37.5	49.5	49.5
C1 (mm)	217	240	314	364	386	536	580	883
C2 (mm)	117	140	214	264	286	436	480	783
D (mm)	100	100	100	100	150	150	200	200
E (mm)	24.8	35.4	40	40	80	80	80	80
Volume (l)	0.04	0.11	0.38	0.49	1.15	2	3.2	5.7
Weight (kg)	2	4.5	6.5	7.5	20.5	27	45	71
Category according to PED 2014/68/EU Fluid group 2	-	-	-	-	II	II	III	III

CLEARPOINT® 500	HP500S030	HP500S040	HP500S045	HP500S050
Connection (inches)	1/4	3/8	3/8	1/2
Volume flow rate* (m³/h)	56	140	378	644
Max. operating pressure (bar [g])	500	500	500	500
Dimensions				
A (mm)	60	79	113	113
B (mm)	16.5	20.5	25	25
C1 (mm)	217	240	321	371
C2 (mm)	117	140	221	271
D (mm)	100	100	150	150
E (mm)	24.8	35.4	60	60
Volume (l)	0.04	0.11	0.38	0.49
Weight (kg)	2	4.5	12	13
Category according to PED 2014/68/EU Fluid group 2	-	-	-	-

Standard NPT, other threads on request.

* At deviating operating pressures, please multiply the indicated volume flow at 350 bar [g] or 500 bar [g] by the corresponding correction factor of the actual operating pressure.

** Not available for all HP ... S030 and for HP100S040.

Correction factors 100 bar [g] | 350 bar [g] | 500 bar [g]

bar [g]	20	30	40	50	60	70	80	90	100
Correction factor 100 bar [g]	0.45	0.56	0.64	0.71	0.78	0.84	0.9	0.95	1

bar [g]	100	150	200	250	300	350
Correction factor 350 bar [g]	0.77	0.8	0.84	0.89	0.94	1

bar [g]	300	350	400	450	500
Correction factor 500 bar [g]	0.89	0.93	0.96	0.98	1

Advantages of the CLEARPOINT® high pressure filter 100 to 500 bar:




No corrosion, no impairment of filter performance, no "eating" of the threads

All metallic components are made of stainless steel as standard




Determination of economic element exchange optional differential manometer

Connections from installation size S045 upwards



Element exchange also in confined areas

Element connection either with screw thread (up to S040) or with plug connection (as of S045)



Radial sealing housing O-ring

Advantage: no destruction of the O-ring during element exchange (danger when utilising axial-type O-ring seals). Supports setting behaviour of the seal. No leaks



Protection against loosening of the housing screw connection

Lateral clamping screw prevents the lower part of the housing from screwing out



Consistent documentation for traceability

Acceptance certification according to DIN EN 10204. Stamped serial number on housing



Simple filter element exchange with hook wrench

Deep drill holes on the filter base ensure easy opening of the housing

Do you have questions about the best way of processing your compressed air?

We have the answers! We offer efficient solutions for any type of processing chain. Please contact us with your queries. We would be delighted to tell you more about our condensate

treatment, filtration, drying, measuring and process technology, and our comprehensive services.

Visit us at



BEKO TECHNOLOGIES Ltd

Unit 11-12 Moons Park
Burnt Meadow Road
North Moons Moat
Redditch, B98 9PA

Phone +44 (0) 1527 575778
info@beko-technologies.co.uk
www.beko-technologies.co.uk

